

WPX-42W-MCTP

WPX-80W-MCTP



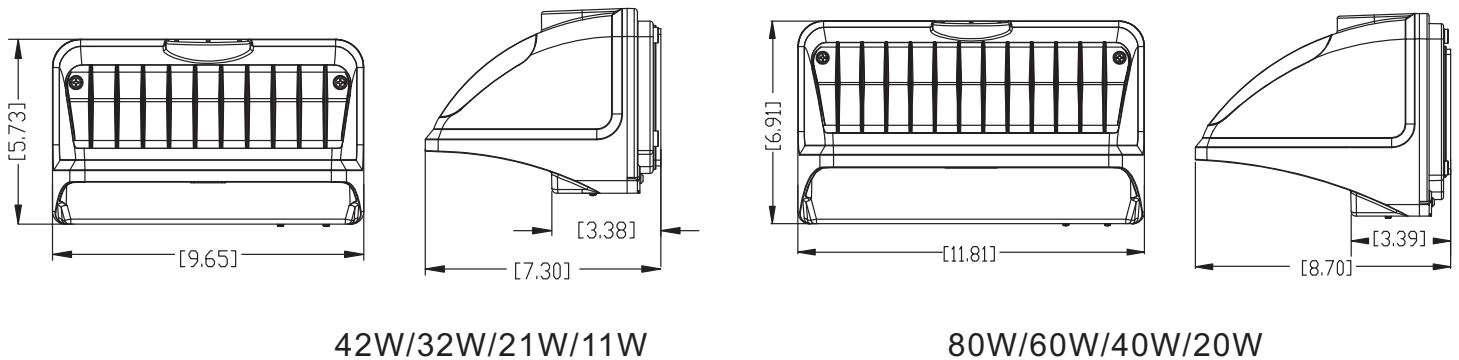
1. Technical Parameters

Model number	Input Voltage	Power	Dimension(L*W*H)	LED Type	Beam Angle
WPX-42W-MCTP	AC100~277V	42W/32W/21W/11W	9.6*5.7*7.3in	LUMILEDS 3030	TYPE III
WPX-80W-MCTP	AC100~277V	80W/60W/40W/20W	11.8*6.9*8.7in	LUMILEDS 3030	TYPE III

2. Application

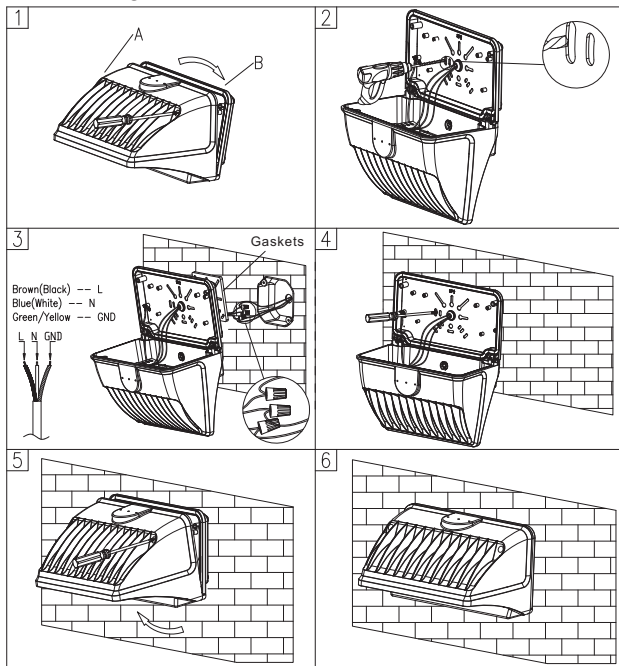
LED Wall Pack Light series can be widely used as Exterior or Interior LED lighting for Hotels, Garages, Commercial Buildings, Public areas, Schools and Hospitals, etc.

3. Dimension Diagram

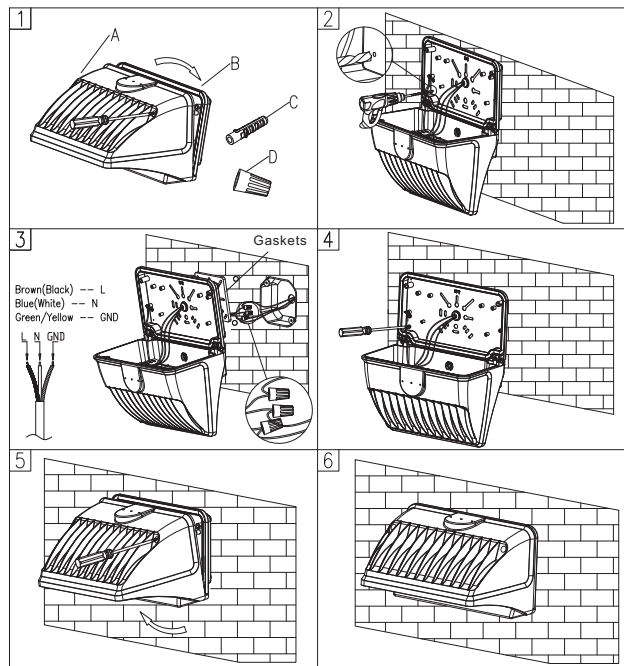


4. Installation Instructions

P1 Mounting With J-box



P2 Surface Installation



5. Attention

1. Install by qualified electricians only.
2. Make sure that the supply voltage is disconnected before installation.
3. Make sure the voltage is suitable with the lamps, and L/N/G connect properly.
4. Don't open the lamps without Manufacturer's Authorized.